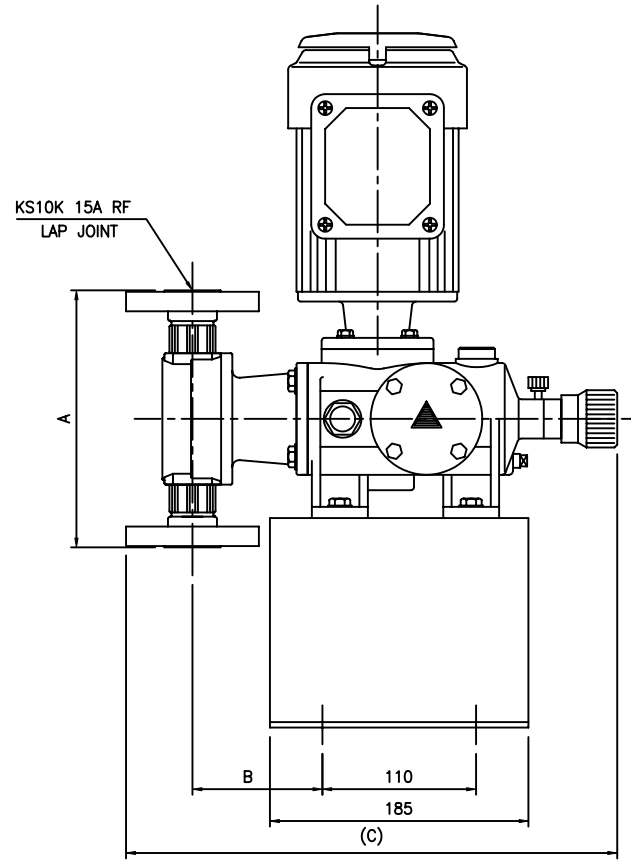
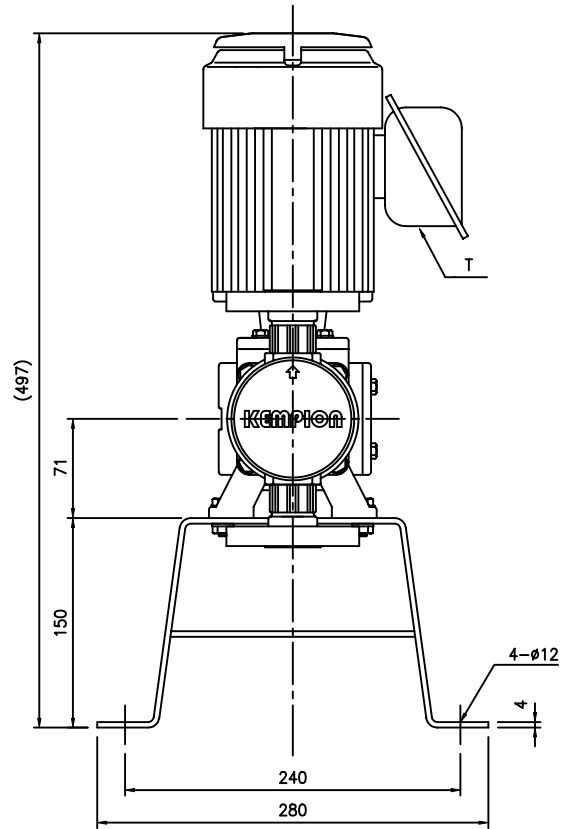


MARK	REVISION DESCRIPTION	DATE	DRAWN	APPROVED
△				
△				
△				



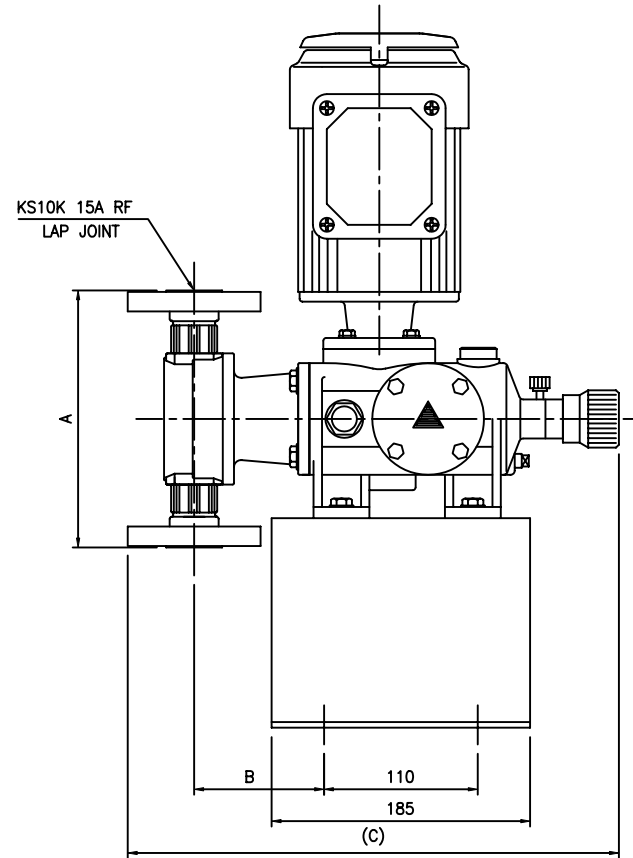
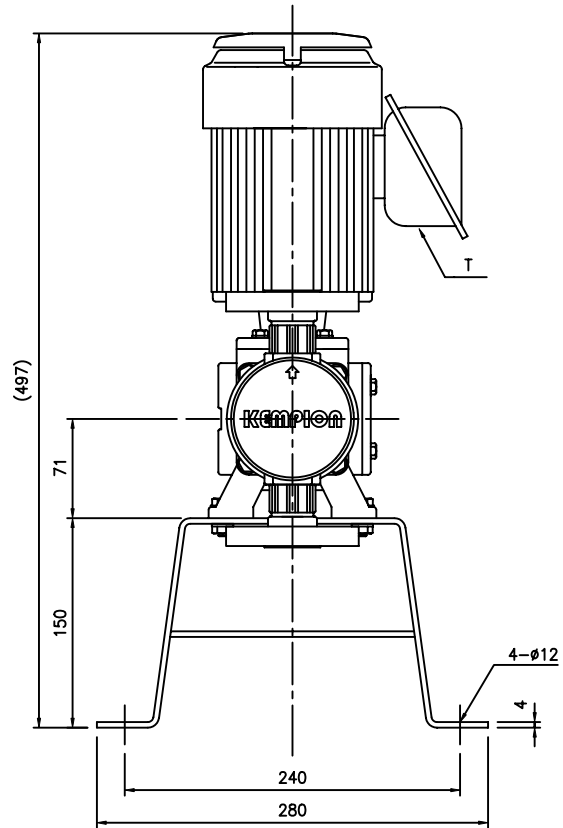
DIMENSIONS			
PUMP MODEL	A	B	C
KDV-22H-P□□	184	93	350
KDV-52H-P□□			
KDV-82H-P□□	190	93	349

PUMP SPECIFICATIONS			(50Hz/60Hz)
PUMP MODEL	KDV-22H	KDV-52H	KDV-82H
MAXIMUM CAPACITY (ml/min)	210 / 260	420 / 520	700 / 840
MAX.DIS.PRESSURE (kgf/cm <sup>2</sup> G)	10	10	10
STROKE PER MINUTE (SPM)	48 / 58	96 / 116	96 / 116
ROTATION (MOTOR FAN)	CLOCKWISE		
POWER (kW)	0.2		
APPROX.WEIGHT(kg)	15		

TERMINAL BOX (T)	
HUB SIZE	MAT'L
ø28	SPCC
PF 3/4"	GC200
PF 1"	GC200

ITEM NO	NO.	DESCRIPTION	SIZE	MAT'L	Q'TY	REMARK
	재질 MAT'L	소재처수 MAT'L DIM	중량 WEIGHT	척도 SCALE N/S(0.25)		
	FILE NAME	DVPFS-02	도명 TITLE OUTLINE DRAWING			
	APPROVED		KDV-22H~82H PUMP(FLANGE TYPE)			
	CHECKED		도번 DWG NO 641102			
	DESIGNED					
관련도면	작업품목	DRAWN				
STORAGE NO.	작성부서	DATE				
ORG.DWG	연구개발부	2004.12.01				

MARK	REVISION DESCRIPTION	DATE	DRAWN	APPROVED
△				
△				
△				



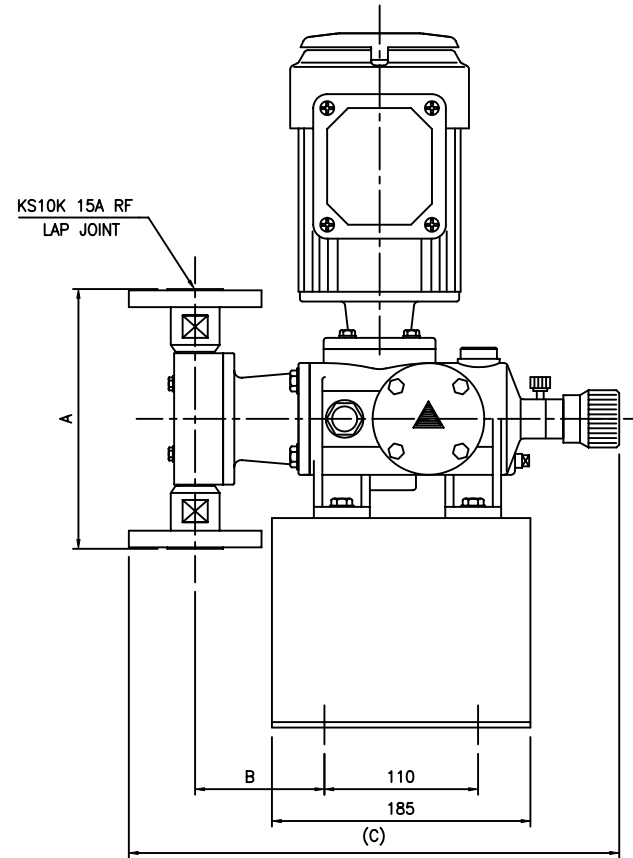
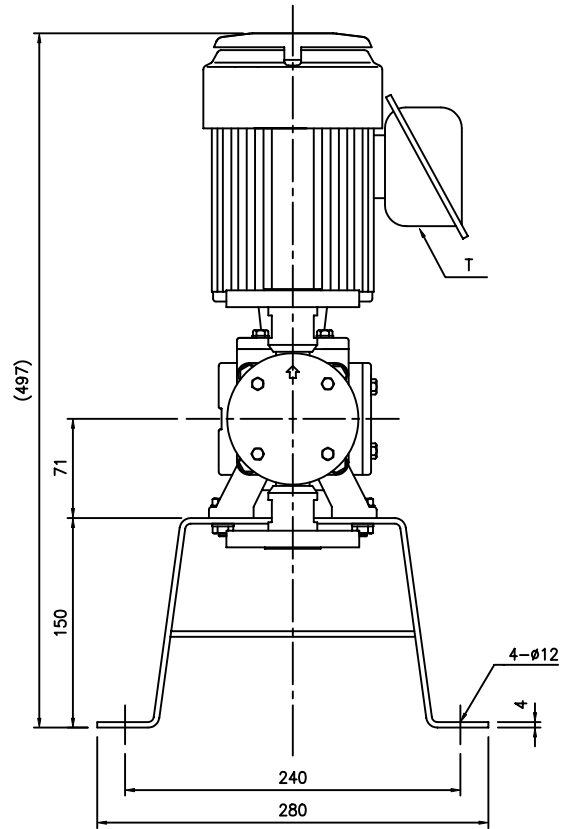
DIMENSIONS			
PUMP MODEL	A	B	C
KDV-22H-F□□	184	93	350
KDV-52H-F□□			
KDV-82H-F□□	190	93	349

PUMP SPECIFICATIONS (50Hz/60Hz)			
PUMP MODEL	KDV-22H	KDV-52H	KDV-82H
MAXIMUM CAPACITY (ml/min)	210 / 260	420 / 520	700 / 840
MAX.DIS.PRESSURE (kgf/cm <sup>2</sup> G)	10	10	10
STROKE PER MINUTE (SPM)	48 / 58	96 / 116	96 / 116
ROTATION (MOTOR FAN)	CLOCKWISE		
POWER (kW)	0.2		
APPROX.WEIGHT(kg)	15		

TERMINAL BOX (T)	
HUB SIZE	MAT'L
ø28	SPCC
PF 3/4"	GC200
PF 1"	GC200

ITEM NO	NO.	DESCRIPTION	SIZE	MAT'L	Q'TY	REMARK
	재질 MAT'L	소재 수 MAT'L DIM	중량 WEIGHT	척도 SCALE	N/S(0.25)	
	FILE NAME	DVFFS-02	도명 TITLE	OUTLINE DRAWING		
	APPROVED		KDV-22H~82H PUMP(FLANGE TYPE)			
	CHECKED		도번 DWG NO 641202			
	DESIGNED					
관련도면	적용품목	DRAWN				
STORAGE NO.		작성부서	DATE			
ORG.DWG		연구개발부	2004.12.01			

MARK	REVISION DESCRIPTION	DATE	DRAWN	APPROVED
△				
△				
△				



DIMENSIONS			
PUMP MODEL	A	B	C
KDV-22H-S□□	186	92	349
KDV-22H-6□□			
KDV-52H-S□□			
KDV-52H-6□□	192	93	349
KDV-82H-S□□			
KDV-82H-6□□			

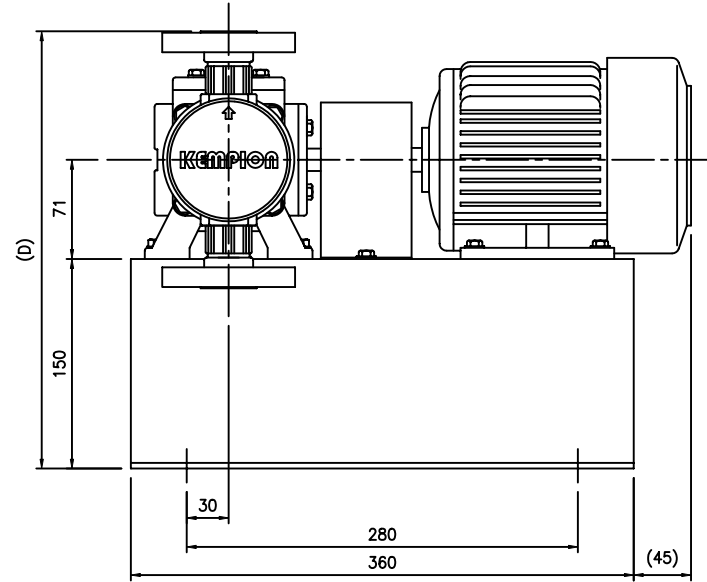
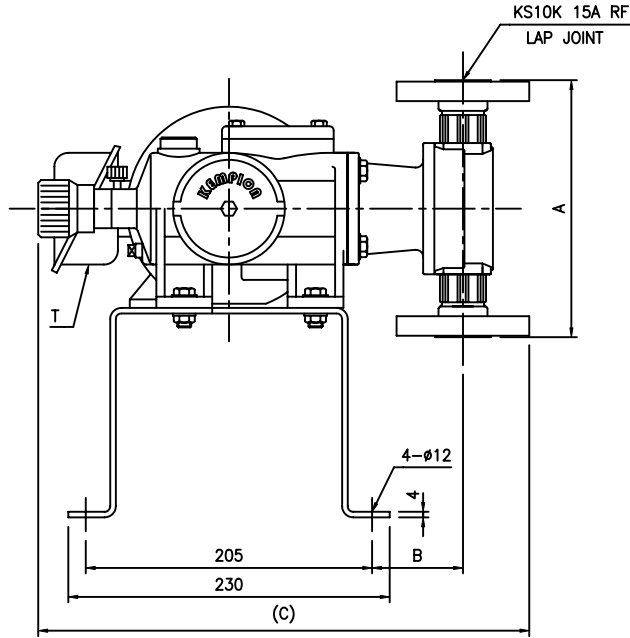
PUMP SPECIFICATIONS (50Hz/60Hz)			
PUMP MODEL	KDV-22H	KDV-52H	KDV-82H
MAXIMUM CAPACITY (ml/min)	210 / 260	420 / 520	700 / 840
MAX.DIS.PRESSURE (kgf/cm <sup>2</sup> G)	10	10	10
STROKE PER MINUTE (SPM)	48 / 58	96 / 116	96 / 116
ROTATION (MOTOR FAN)	CLOCKWISE		
POWER (kW)	0.2		
APPROX.WEIGHT(kg)	18		

TERMINAL BOX (T)	
HUB SIZE	MAT'L
ø28	SPCC
PF 3/4"	GC200
PF 1"	GC200

ITEM NO	NO.	DESCRIPTION	SIZE	MAT'L	Q'TY	REMARK
		FILE NAME	DVSFS-02	도명 TITLE	OUTLINE DRAWING	
		APPROVED			KDV-22H~82H PUMP(FLANGE TYPE)	
		CHECKED			도번 DWG NO 641302	
		DESIGNED				
		DRAWN				
관련도면		작업품목				
STORAGE NO.		작성부서	DATE			
ORG.DWG		연구개발부	2004.12.01			

MARK	REVISION DESCRIPTION	DATE	DRAWN	APPROVED
△				
△				
△				

DIMENSIONS(MOTOR Fr#71)				
PUMP MODEL	A	B	C	D
KDH-22H-P□□	184	65	350	313
KDH-52H-P□□				
KDH-82H-P□□	190	65	349	316



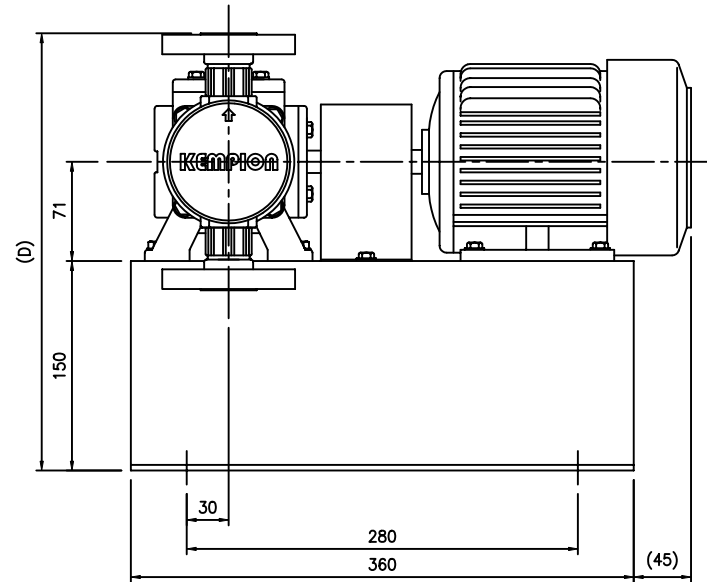
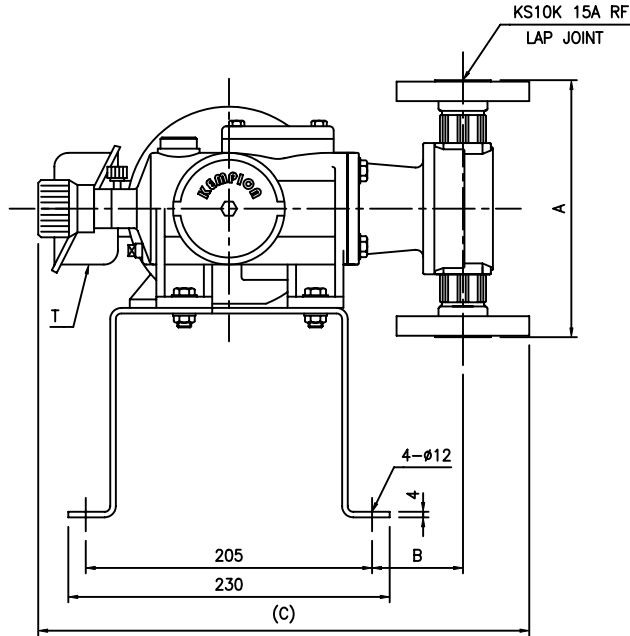
PUMP SPECIFICATIONS (50Hz/60Hz)			
PUMP MODEL	KDH-22H	KDH-52H	KDH-82H
MAXIMUM CAPACITY (ml/min)	210 / 260	420 / 520	700 / 840
MAX.DIS.PRESSURE (kgf/cm <sup>2</sup> G)	10	10	10
STROKE PER MINUTE (SPM)	48 / 58	96 / 116	96 / 116
ROTATION (MOTOR FAN)	CLOCKWISE		
POWER (kW)	0.2		
APPROX.WEIGHT(kg)	18		

TERMINAL BOX (T)	
HUB SIZE	MAT'L
ø22	SPCC
PF 3/4"	GC200
PF 1"	GC200

ITEM NO	NO.	DESCRIPTION	SIZE	MAT'L	Q'TY	REMARK
		파일 MAT'L	소재/치수 MAT'L DIM	중량 WEIGHT		척도 SCALE N/S(0.25)
		FILE NAME	DHPFS-02	도명/TITLE	OUTLINE DRAWING	
		APPROVED			KDH-22H~82H PUMP(FLANGE TYPE)	
		CHECKED				
		DESIGNED				
		DRAWN				
관련도면	작업품목					
STORAGE NO.		작성부서	DATE			
ORG.DWG		연구개발부	2004.12.01			

MARK	REVISION DESCRIPTION	DATE	DRAWN	APPROVED
△				
△				
△				

DIMENSIONS(MOTOR Fr#71)				
PUMP MODEL	A	B	C	D
KDH-22H-F□□	184	65	350	313
KDH-52H-F□□				
KDH-82H-F□□	190	65	349	316

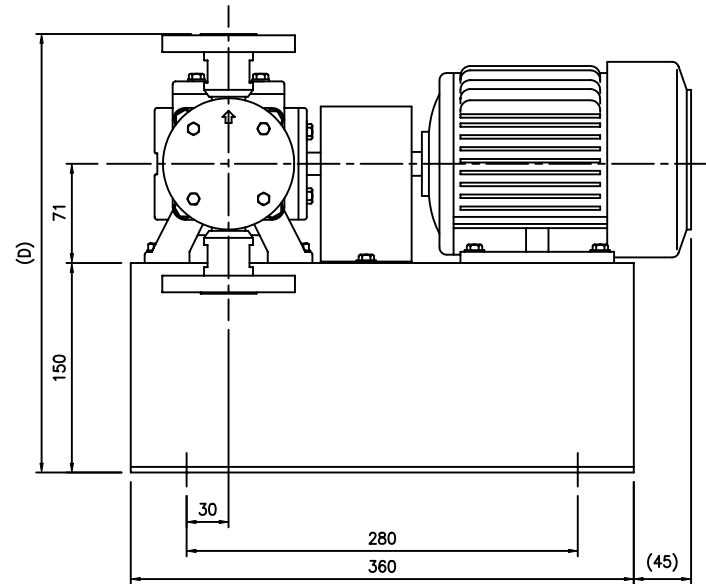
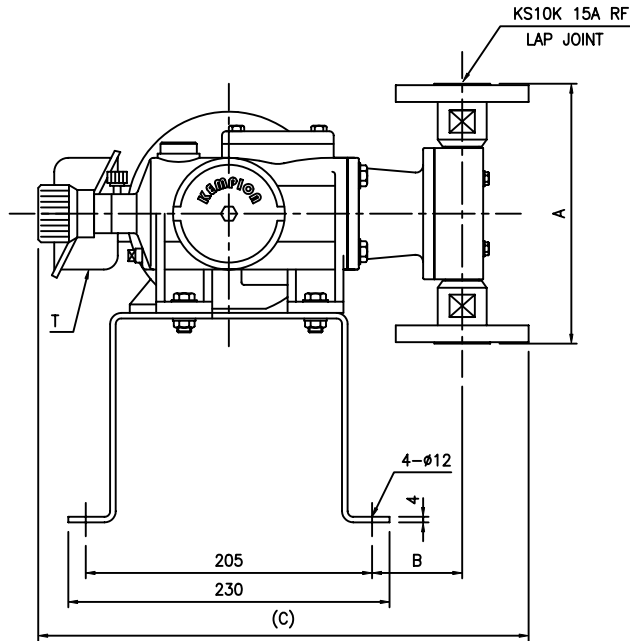


PUMP SPECIFICATIONS (50Hz/60Hz)			
PUMP MODEL	KDH-22H	KDH-52H	KDH-82H
MAXIMUM CAPACITY (ml/min)	210 / 260	420 / 520	700 / 840
MAX.DIS.PRESSURE (kgf/cm <sup>2</sup> G)	10	10	10
STROKE PER MINUTE (SPM)	48 / 58	96 / 116	96 / 116
ROTATION (MOTOR FAN)	CLOCKWISE		
POWER (kW)	0.2		
APPROX.WEIGHT(kg)	18		

TERMINAL BOX (T)	
HUB SIZE	MAT'L
ø22	SPCC
PF 3/4"	GC200
PF 1"	GC200

ITEM NO	NO.	DESCRIPTION	SIZE	MAT'L	Q'TY	REMARK
		파일 MAT'L	소재/치수 MAT'L DIM	중량 WEIGHT		척도 SCALE N/S(0.25)
		FILE NAME	DHFFS-02	도명/TITLE	OUTLINE DRAWING	
		APPROVED			KDH-22H~82H PUMP(FLANGE TYPE)	
		CHECKED				
		DESIGNED				
		DRAWN				
관련도면	작업품목					
STORAGE NO.		작성부서	DATE			
ORG.DWG		연구개발부	2004.12.01			

MARK	REVISION DESCRIPTION	DATE	DRAWN	APPROVED
△				
△				
△				



DIMENSIONS(MOTOR Fr#71)				
PUMP MODEL	A	B	C	D
KDH-22H-S□□	186	64	349	314
KDH-22H-6□□				
KDH-52H-S□□				
KDH-52H-6□□	192	65	349	317
KDH-82H-S□□				
KDH-82H-6□□				

PUMP SPECIFICATIONS (50Hz/60Hz)			
PUMP MODEL	KDH-22H	KDH-52H	KDH-82H
MAXIMUM CAPACITY (ml/min)	210 / 260	420 / 520	700 / 840
MAX.DIS.PRESSURE (kgf/cm <sup>2</sup> G)	10	10	10
STROKE PER MINUTE (SPM)	48 / 58	96 / 116	96 / 116
ROTATION (MOTOR FAN)	CLOCKWISE		
POWER (kW)	0.2		
APPROX.WEIGHT(kg)	21		

TERMINAL BOX (T)	
HUB SIZE	MAT'L
ø22	SPCC
PF 3/4"	GC200
PF 1"	GC200

ITEM NO	NO.	DESCRIPTION	SIZE	MAT'L	Q'TY	REMARK
		파일 MAT'L	소재/수	MAT'L DIM	중량	WEIGHT
		도명	TITLE			
		APPROVED	OUTLINE DRAWING			
		CHECKED	KDH-22H~82H PUMP(FLANGE TYPE)			
		DESIGNED	도번 DWG NO 642302			
		DRAWN				
STORAGE NO.		작성부서	DATE			
ORG.DWG		연구개발부	2004.12.01			