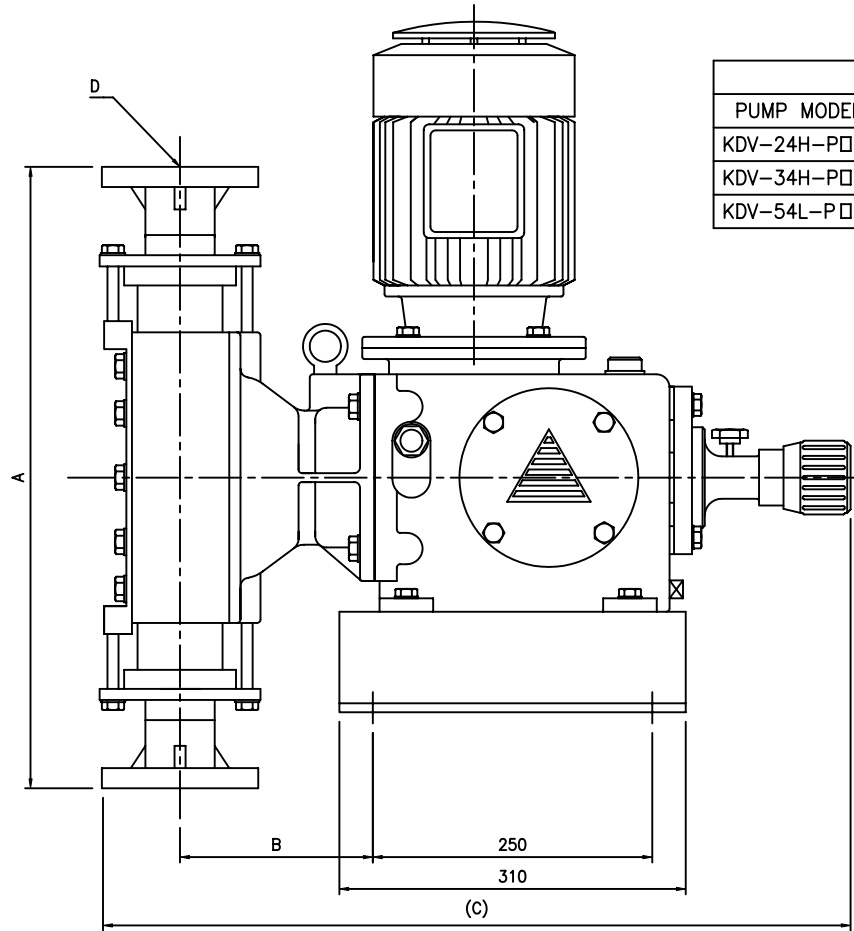
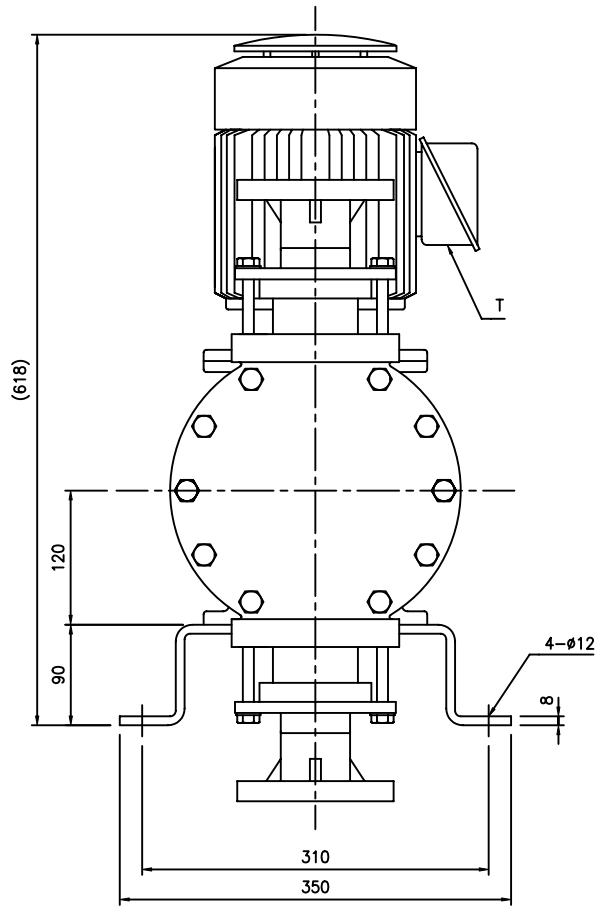


MARK	REVISION DESCRIPTION	DATE	DRAWN	APPROVED
△				
△				
△				



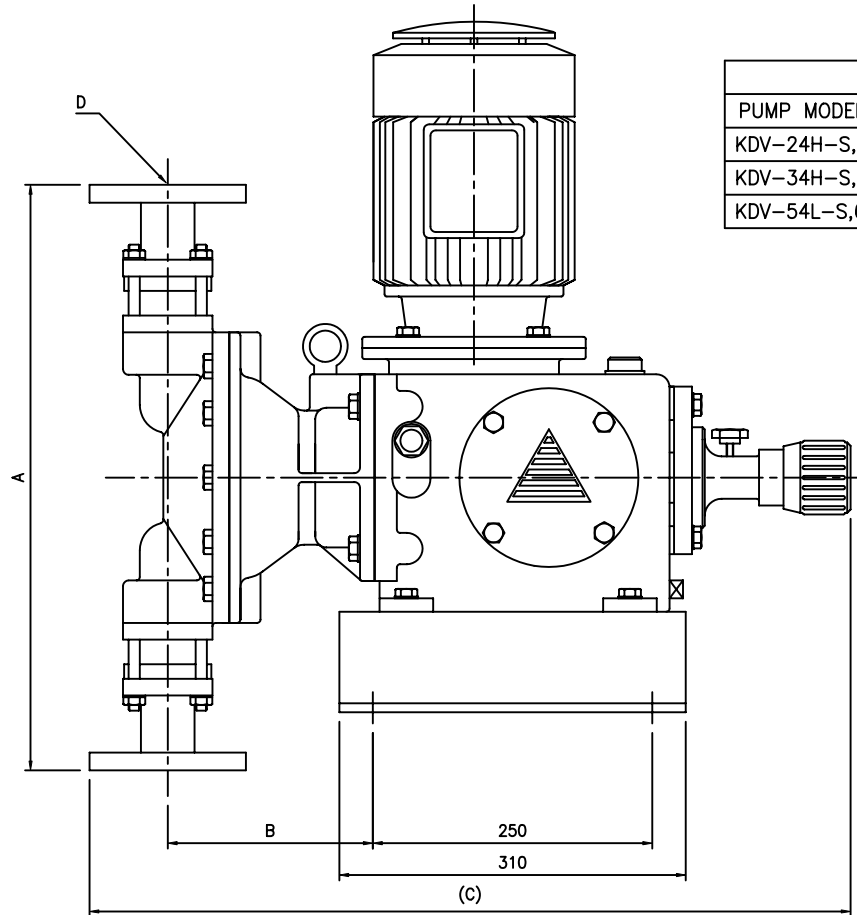
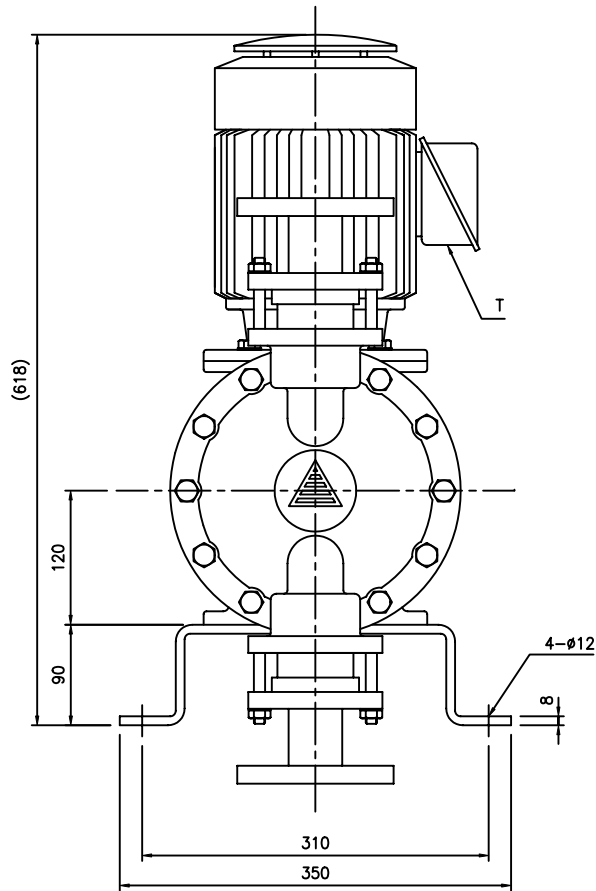
DIMENSIONS				
PUMP MODEL	A	B	C	D
KDV-24H-P□□	550	159	655	KS10K40A FF
KDV-34H-P□□	556	172	669	KS10K40A FF
KDV-54L-P□□	640	180	685	KS10K50A FF

PUMP SPECIFICATIONS (50Hz/60Hz)			
PUMP MODEL	KDV-24H	KDV-34H	KDV-54L
MAXIMUM CAPACITY (L/min)	18.4 / 22	26.6 / 32	45 / 54
MAX.DIS.PRESSURE (kgf/cm ² G)	7	5	3
STROKE PER MINUTE (SPM)	96 / 116	96 / 116	96 / 116
ROTATION (MOTOR FAN)	CLOCKWISE		
POWER (kW)	1.5		
APPROX.WEIGHT(kg)	88	92	100

TERMINAL BOX (T)	
HUB SIZE	MAT'L
φ28	SPCC
PF 3/4"	GC200
PF 1"	GC200

ITEM NO	NO.	DESCRIPTION	SIZE	MAT'L	Q'TY	REMARK
		소재명 MAT'L	소재사수 MAT'L DIM	중량 WEIGHT	척도 SCALE	N/S(0.2)
		FILE NAME	DVPFS-08	도명 TITLE	OUTLINE DRAWING	
		APPROVED		KDV-24H~54L PUMP(FLANGE TYPE)		
		CHECKED		도번 DWG NO 641108		
		DESIGNED				
		DRAWN				
관련도면	작용품목	DATE	2004.12.07			
STORAGE NO.	연구개발부					
ORG.DWG						

MARK	REVISION DESCRIPTION	DATE	DRAWN	APPROVED
△				
△				
△				



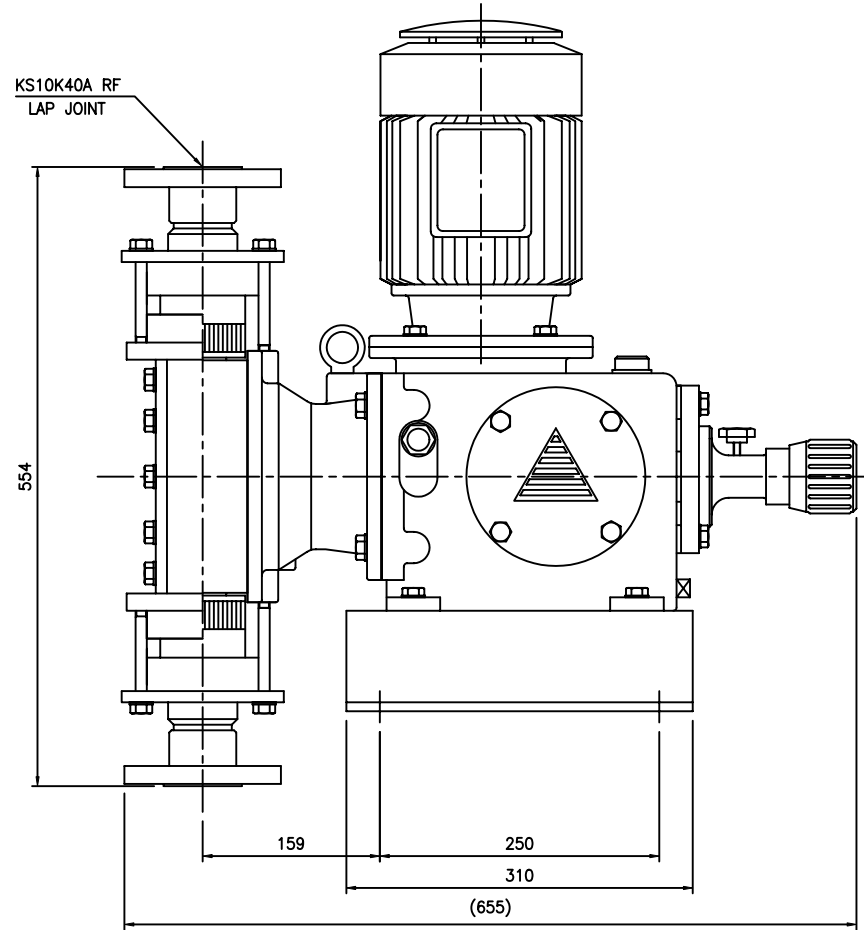
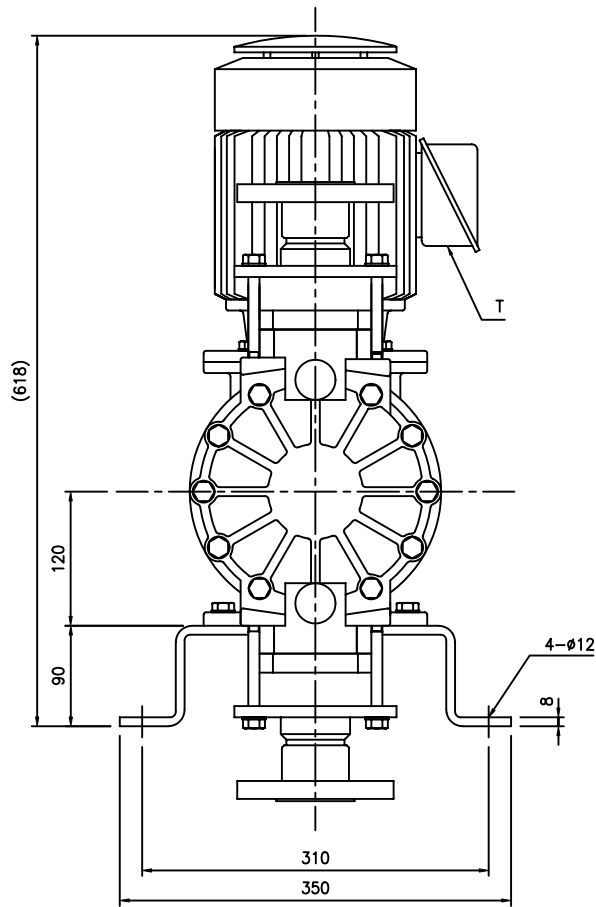
DIMENSIONS				
PUMP MODEL	A	B	C	D
KDV-24H-S,6	475	169	665	KS10K40A FF
KDV-34H-S,6	522	184	681	KS10K40A FF
KDV-54L-S,6	580	190	695	KS10K50A FF

PUMP SPECIFICATIONS (50Hz/60Hz)			
PUMP MODEL	KDV-24H	KDV-34H	KDV-54L
MAXIMUM CAPACITY (L/min)	18.4 / 22	26.6 / 32	45 / 54
MAX.DIS.PRESSURE (kgf/cm ² G)	7	5	3
STROKE PER MINUTE (SPM)	96 / 116	96 / 116	96 / 116
ROTATION (MOTOR FAN)	CLOCKWISE		
POWER (kW)	1.5		
APPROX.WEIGHT(kg)	89	98	108

TERMINAL BOX (T)	
HUB SIZE	MAT'L
φ28	SPCC
PF 3/4"	GC200
PF 1"	GC200

ITEM NO	NO.	DESCRIPTION	SIZE	MAT'L	Q'TY	REMARK
		FILE NAME	DVSFS-08	도명 TITLE	OUTLINE DRAWING	
		APPROVED			KDV-24H~54L PUMP(FLANGE TYPE)	
		CHECKED			도번 DWG NO	641308
		DESIGNED				
		DRAWN				
관련도면		작업품목				
STORAGE NO.		작성부서	DATE			
ORG.DWG		연구개발부	2004.12.07			

MARK	REVISION DESCRIPTION	DATE	DRAWN	APPROVED
△				
△				
△				



PUMP SPECIFICATIONS (50Hz/60Hz)	
PUMP MODEL	KDV-24H-F□□
MAXIMUM CAPACITY (L/min)	18.4 / 22
MAX.DIS.PRESSURE (kgf/cm ² G)	7
STROKE PER MINUTE (SPM)	96 / 116
ROTATION (MOTOR FAN)	CLOCKWISE
POWER (kW)	1.5
APPROX.WEIGHT(kg)	93

TERMINAL BOX (T)	
HUB SIZE	MAT'L
φ28	SPCC
PF 3/4"	GC200
PF 1"	GC200

ITEM NO	NO.	DESCRIPTION	SIZE	MAT'L	Q'TY	REMARK
		소재명 MAT'L	소재수량 MAT'L DIM	중량 WEIGHT		척도 SCALE N/S(0.2)
		FILE NAME	DVFFS-08	도명 TITLE	OUTLINE DRAWING	
		APPROVED		KDV-24H PUMP (FLANGE TYPE)		
		CHECKED		도번 DWG NO 641208		
		DESIGNED				
		DRAWN				
관련도면	작용품목					
STORAGE NO.	작성부서	DATE				
ORG.DWG	연구개발부	2004.12.07				